

ACCOMMODATIONS SYMBOL LEGEND

- ▲ Twin Bed and Single Sofa Bed
- ★ 2 Twin Beds (convert to King) and Single Sofa Bed
- 2 Twin Beds (convert to King) and 1 Upper Pullman
- 2 Twin Beds (convert to King) and 2 Upper Pullmans
- 2 Twin Beds (convert to King), Single Sofa Bed and 1 Upper Pullman

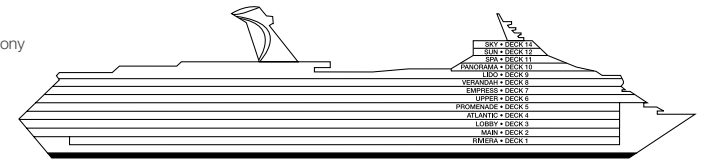
- † 2 Twin Beds (convert to King) and Double Sofa Bed
- ≡ 2 Twin Beds (convert to King), Single Sofa Bed with Convertible Bunk
- ❖ 2 Twin Beds (convert to King), Single Sofa Bed, 1 Upper Pullman and 1 Lower Pullman
- ◆ Stateroom with 2 Porthole Windows

- ◁ Connecting staterooms (ideal for families and groups of friends)
- ★ Twin beds do not convert to a King Bed.
- 68 Staterooms with obstructed views: 2446, 2449.
- ⊘ All accommodations are non-smoking.

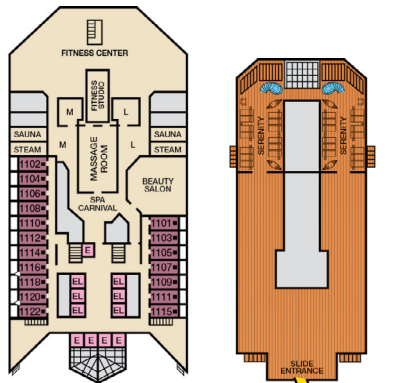
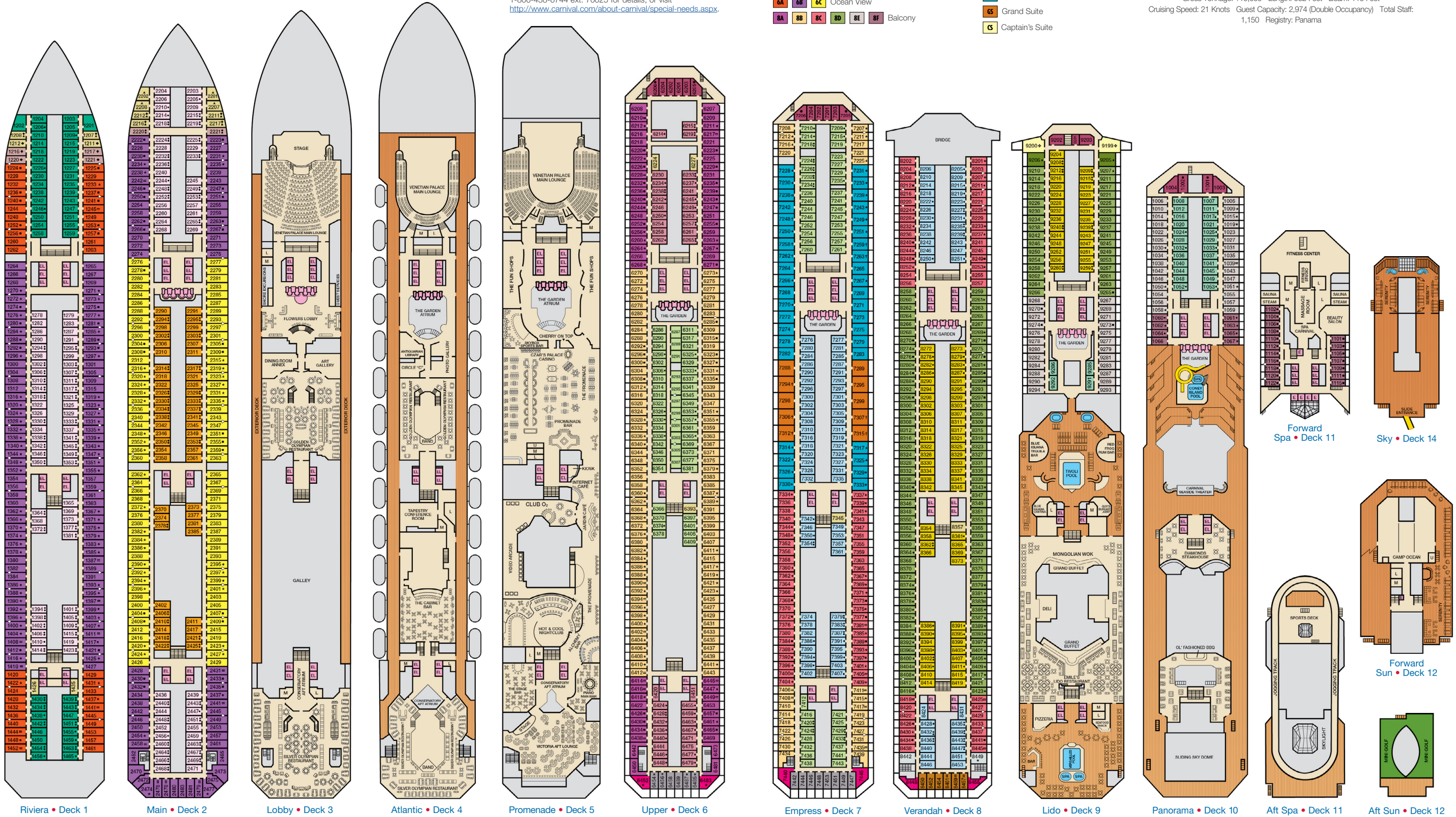
Accessible staterooms are available for guests with disabilities. Please contact Guest Access Services at 1-800-438-6744 ext. 70025 for details, or visit <http://www.carnival.com/about-carnival/special-needs.aspx>.

CATEGORIES

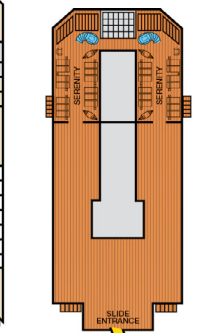
- 1A Interior Upper/Lower
- PT Porthole
- 4A 4B 4C 4D 4E 4F 4G 4H Interior
- 4J Interior with Picture Window (obstructed views)
- 6A 6B 6C Ocean View
- 8A 8B 8C 8D 8E 8F Balcony
- 8M 8N Aft-View Extended Balcony
- 9B Premium Balcony
- 9C Premium Vista Balcony
- 9S Junior Suite
- 0S Ocean Suite
- 0S Grand Suite
- CS Captain's Suite



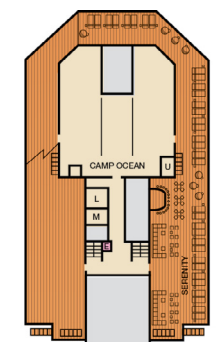
Gross Tonnage: 110,000 Length: 952 Feet Beam: 116 Feet
 Cruising Speed: 21 Knots Guest Capacity: 2,974 (Double Occupancy) Total Staff: 1,150 Registry: Panama



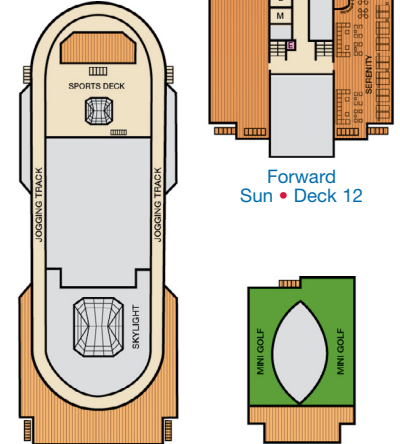
Forward Spa • Deck 11



Sky • Deck 14



Forward Sun • Deck 12



Aft Sun • Deck 12